



**higher education  
& training**

Department:  
Higher Education and Training  
**REPUBLIC OF SOUTH AFRICA**

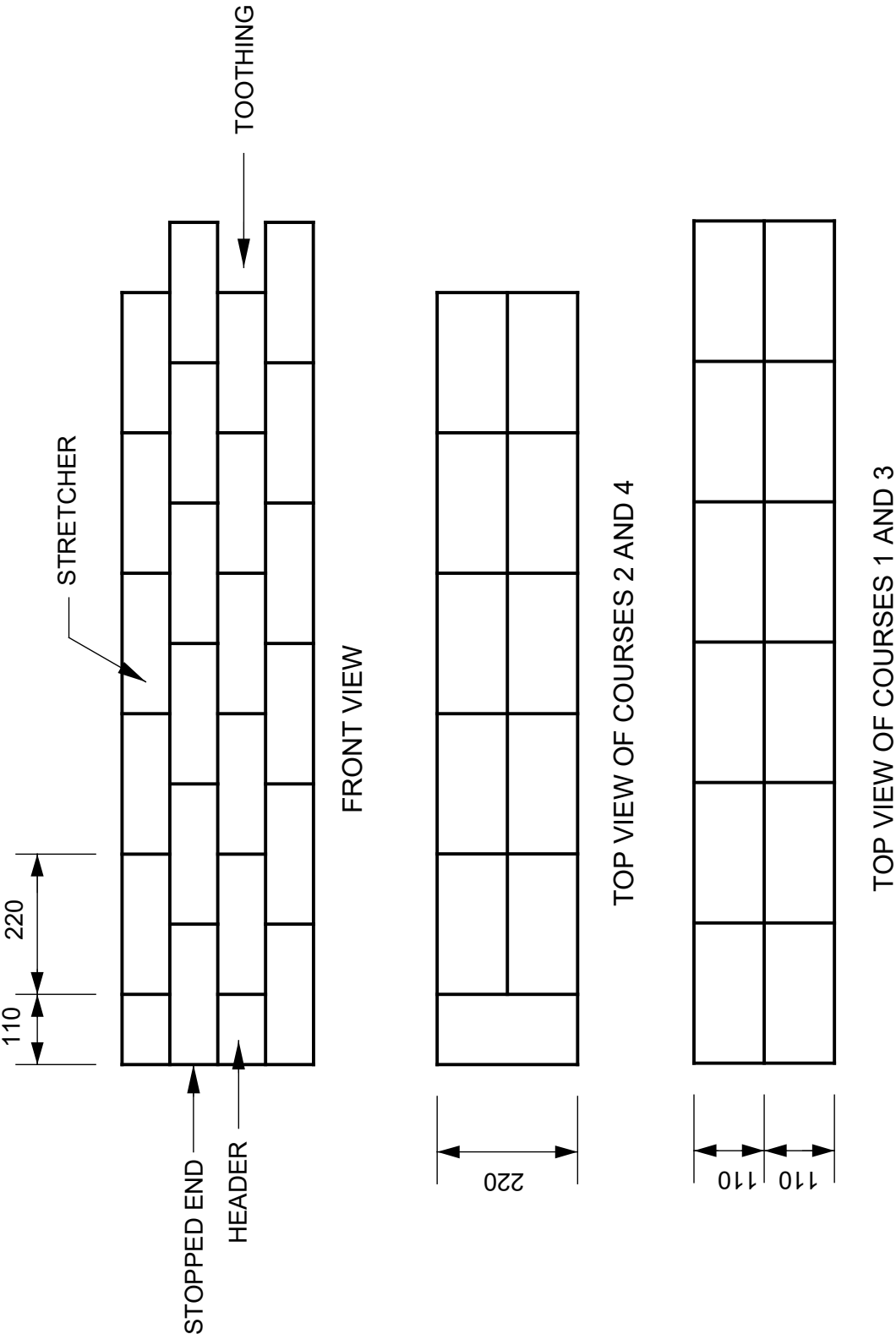
# **MARKING GUIDELINE**

## **NATIONAL CERTIFICATE BUILDING DRAWING N2**

**22 MARCH 2018**

**This marking guideline consists of 19 pages.**

QUESTION 1: BRICKWORK



**WALL BUILT IN STRETCHER BOND**  
SCALE 1:10

**QUESTION 1**

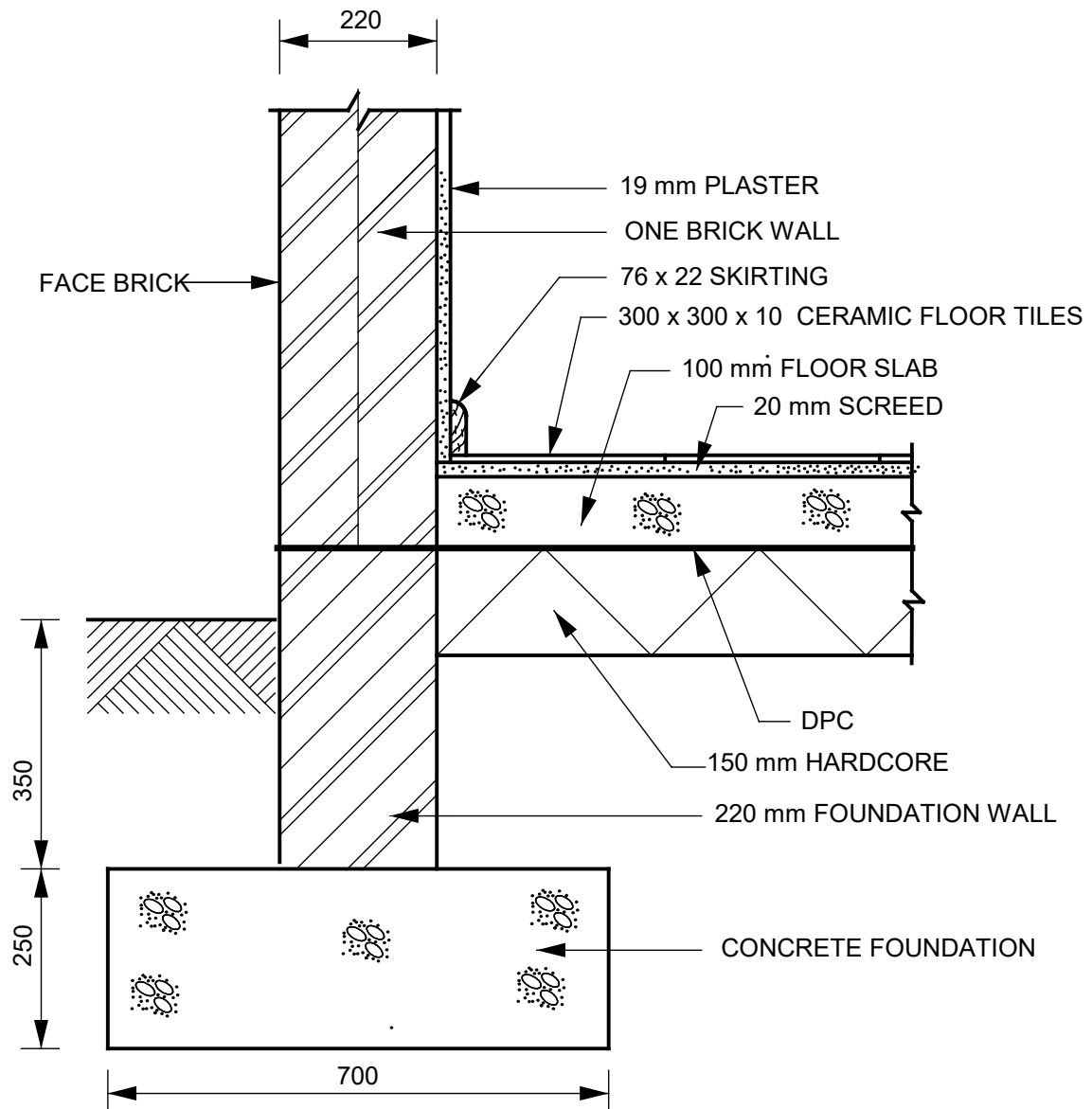
<b>PART OF THE DRAWING</b>	<b>MARKING CRITERIA</b>	<b>POSSIBLE MARK</b>	<b>REMARKS</b>
Front view	Correct	2	Height and bonding
	Toothing	2	
	Stopped end	1	
	Labelling	4	
	Dimensions	2	
Course 1 and 3	Correct	1	Bonding
	Dimension	2	
Course 2 and 4	Correct	1	
	Dimension	1	
	<b>Subtotal</b>	<b>16</b>	
	<b>Divide by</b>	<b>2</b>	
	<b>Overall correctness</b>	<b>8</b>	
	<b>Line work</b>	<b>3</b>	
	<b>Accuracy</b>	<b>3</b>	
<b>Balanced layout and neatness</b>		<b>2</b>	
	<b>TOTAL</b>	<b>16</b>	

**NOTE:** NO marks should be allocated for any part of the drawing in the incorrect position but marks should be allocated for hatching of that component.

**[16]**

**SUMMARY: QUESTION 1**

<b>MARKING CRITERIA</b>	<b>POSSIBLE</b>	<b>MARKER</b>	<b>INTERNAL MODERATOR</b>	<b>EXTERNAL MODERATOR</b>
Correct	4			
Toothing	2			
Stopped end	1			
Labelling	4			
Dimensions	5			
<b>Subtotal</b>	<b>16</b>			
<b>Divide by</b>	<b>2</b>			
<b>Overall correctness</b>	<b>8</b>			
<b>Line work</b>	<b>3</b>			
<b>Accuracy</b>	<b>3</b>			
<b>Balanced layout and neatness</b>	<b>2</b>			
<b>TOTAL</b>	<b>16</b>			

**QUESTION 2: FOUNDATIONS AND FLOORS****VERTICAL SECTION THROUGH EXTERNAL WALL**

SCALE 1:10

**QUESTION 2**

<b>PART OF THE DRAWING</b>	<b>MARKING CRITERIA</b>	<b>POSSIBLE MARK</b>	<b>REMARKS</b>
Concrete foundation, foundation wall, hard core	Correct position	3	
	Labelling	3	
	Hatching	3	
Tile, screed, floor slab, skirting	Correct position	4	
	Hatching	3	
	Labelling	4	
External wall, plaster	Correct position	2	
	Hatching	3	External wall × 2
	Labelling	2	
DPC and ground level	Correct position	2	
	Hatching	1	
	Labelling	2	
	Dimensions	4	
	<b>Subtotal</b>	<b>36</b>	
	<b>Divide by</b>	<b>3</b>	
	<b>Overall correctness</b>	<b>12</b>	
	<b>Line work</b>	<b>4</b>	
	<b>Accuracy</b>	<b>4</b>	
<b>Balanced layout and neatness</b>		<b>2</b>	
	<b>TOTAL</b>	<b>22</b>	

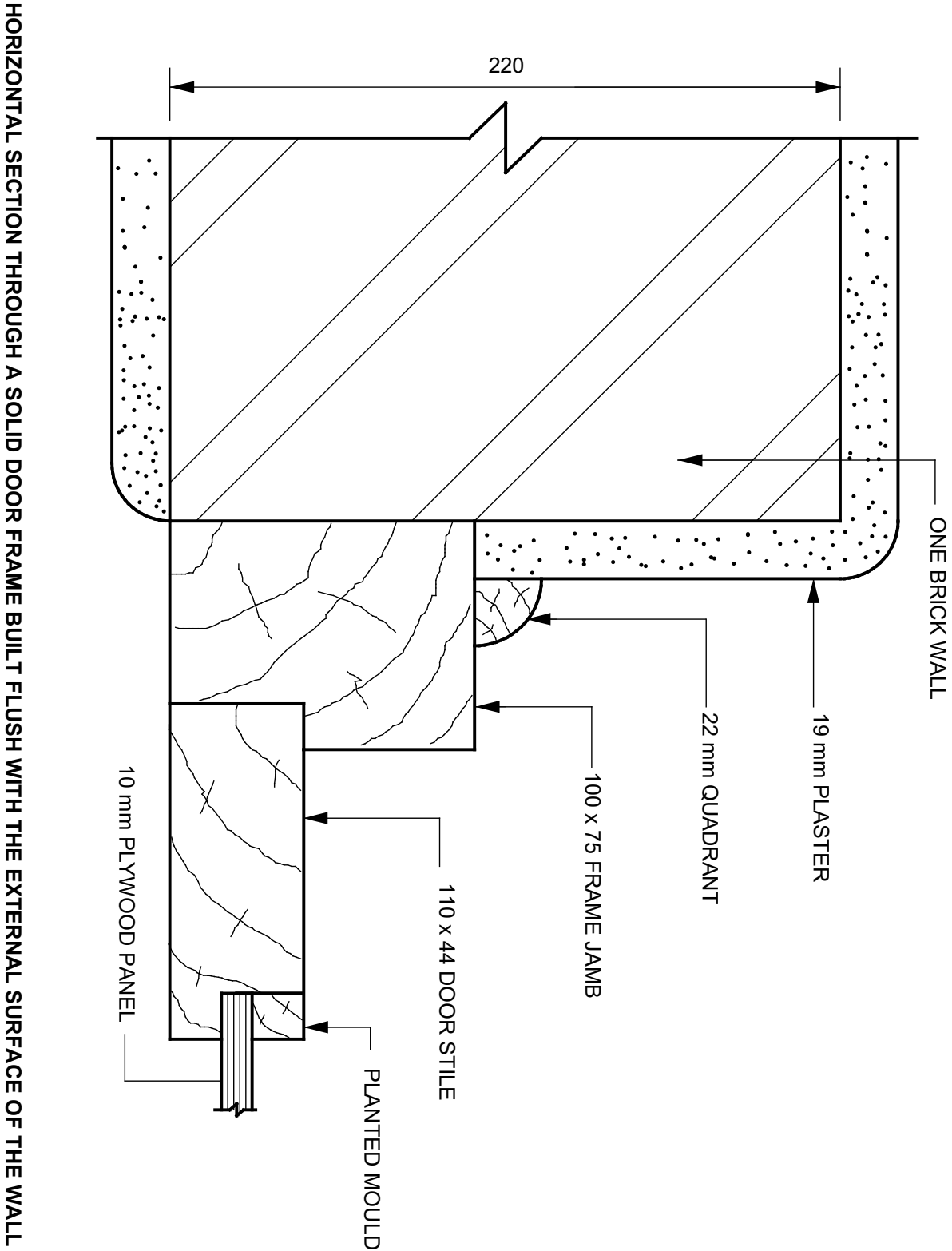
**NOTE:** NO marks should be allocated for any part of the drawing in the incorrect position but marks should be allocated for hatching of that component.

**[22]**

**SUMMARY: QUESTION 2**

<b>MARKING CRITERIA</b>	<b>POSSIBLE</b>	<b>MARKER</b>	<b>INTERNAL MODERATOR</b>	<b>EXTERNAL MODERATOR</b>
Correct position	11			
Hatching	10			
Labelling	11			
Dimensions	4			
<b>Subtotal</b>	<b>36</b>			
<b>Divide by</b>	<b>3</b>			
<b>Overall correctness</b>	<b>12</b>			
<b>Line work</b>	<b>4</b>			
<b>Accuracy</b>	<b>4</b>			
<b>Balanced layout and neatness</b>	<b>2</b>			
<b>TOTAL</b>	<b>22</b>			

QUESTION 3: DOORFRAME





**QUESTION 3**

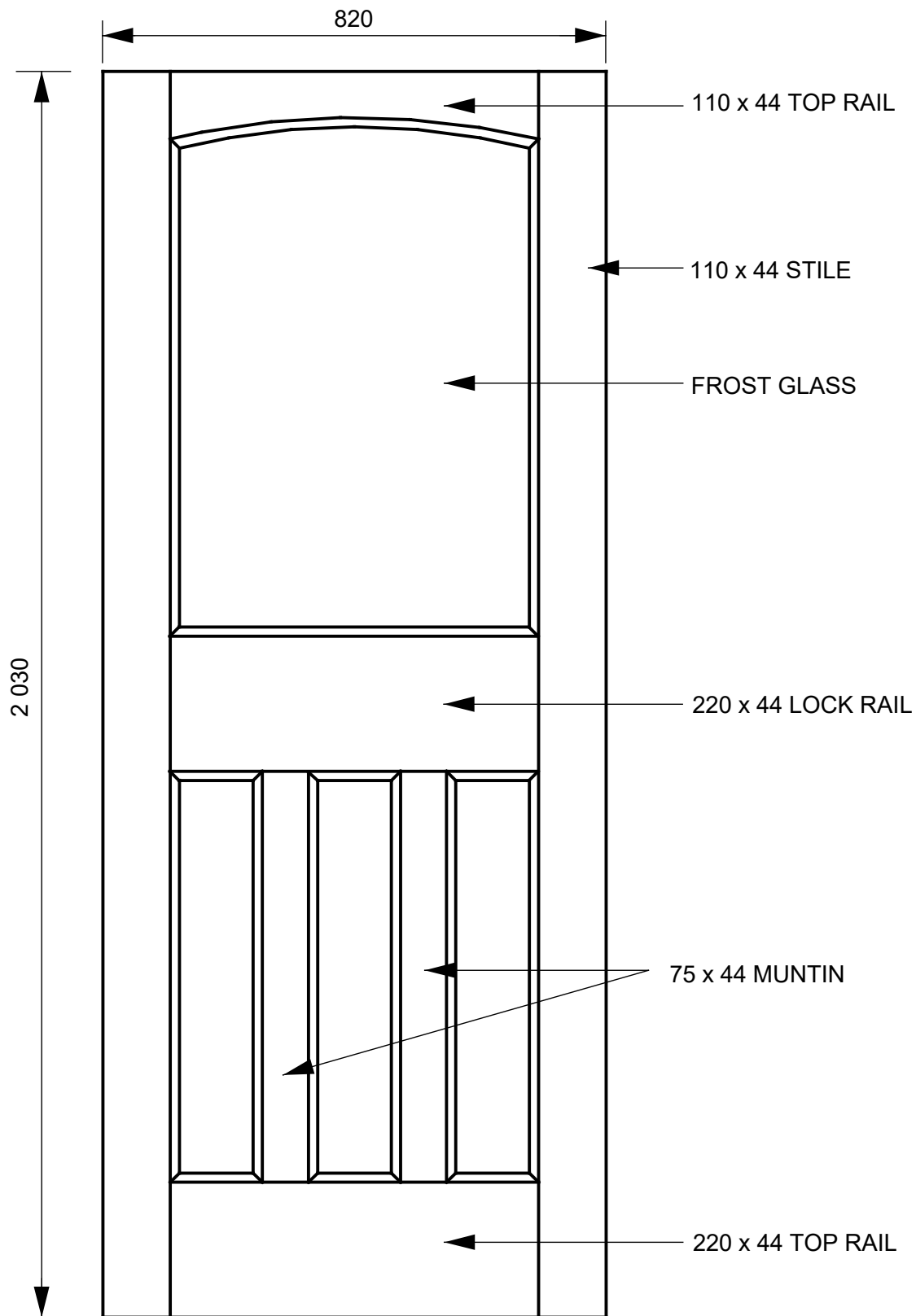
<b>PART OF THE DRAWING</b>	<b>MARKING CRITERIA</b>	<b>POSSIBLE MARK</b>	<b>REMARKS</b>
Wall	Correct position	1	
	Hatching	1	
	Labelling	1	
	Dimension	1	
Plaster	Correct	2	
	Hatching	1	
	Labelling	1	
Frame jamb, door stile, panel, quadrant, planted mould	Correct position	5	
	Hatching	5	
	Labelling	3	
	<b>Subtotal</b>	<b>21</b>	
	<b>Divide by</b>	<b>3</b>	
	<b>Overall correctness</b>	<b>7</b>	
	<b>Line work</b>	<b>4</b>	
	<b>Accuracy</b>	<b>3</b>	
<b>Balanced layout and neatness</b>		<b>1</b>	
	<b>TOTAL</b>	<b>15</b>	

**NOTE:** NO marks should be allocated for any part of the drawing in the incorrect position but marks should be allocated for hatching of that component.

**[15]**

**SUMMARY: QUESTION 3**

<b>MARKING CRITERIA</b>	<b>POSSIBLE</b>	<b>MARKER</b>	<b>INTERNAL MODERATOR</b>	<b>EXTERNAL MODERATOR</b>
Correct position	8			
Hatching	7			
Labelling	5			
Dimensions	1			
<b>Subtotal</b>	<b>21</b>			
<b>Divide by</b>	<b>3</b>			
<b>Overall correctness</b>	<b>7</b>			
<b>Line work</b>	<b>4</b>			
<b>Accuracy</b>	<b>3</b>			
<b>Balanced layout and neatness</b>	<b>1</b>			
<b>TOTAL</b>	<b>15</b>			

**QUESTION 4: JOINERY****FRONT ELEVATION OF A HALF-GLASS DOOR**

SCALE 1:10

**QUESTION 4**

<b>PART OF THE DRAWING</b>	<b>MARKING CRITERIA</b>	<b>POSSIBLE MARK</b>	<b>REMARKS</b>
Stile	Correct position	1	
	Labelling	1	
Lock rail	Correct position	1	
	Labelling	1	
Bottom rail	Correct position	1	
	Labelling	1	
Muntin, glass, panels	Correct position	3	
	Labelling	3	
	Dimensions	2	
	<b>Subtotal</b>	<b>14</b>	
	<b>Divide by</b>	<b>2</b>	
	<b>Overall correctness</b>	<b>7</b>	
	<b>Line work</b>	<b>3</b>	
	<b>Accuracy</b>	<b>3</b>	
<b>Balanced layout and neatness</b>		<b>1</b>	
	<b>TOTAL</b>	<b>14</b>	

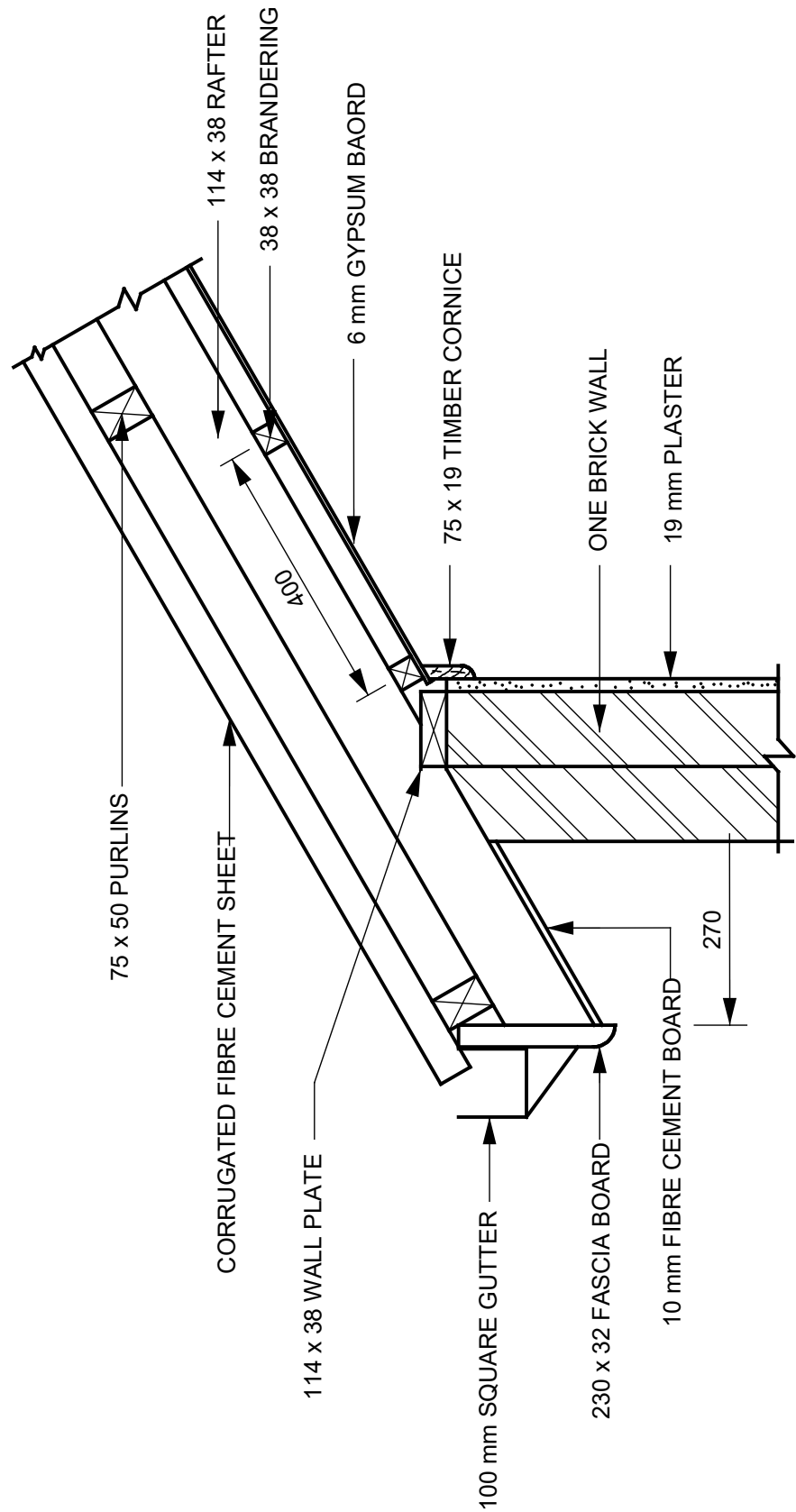
**NOTE:** NO marks should be allocated for any part of the drawing in the incorrect position but marks should be allocated for hatching of that component.

**[14]**

**SUMMARY: QUESTION 4**

<b>MARKING CRITERIA</b>	<b>POSSIBLE</b>	<b>MARKER</b>	<b>INTERNAL MODERATOR</b>	<b>EXTERNAL MODERATOR</b>
Correct position	6			
Labelling	6			
Dimensions	2			
<b>Subtotal</b>	<b>14</b>			
<b>Divide by</b>	<b>2</b>			
<b>Overall correctness</b>	<b>7</b>			
<b>Line work</b>	<b>3</b>			
<b>Accuracy</b>	<b>3</b>			
<b>Balanced layout and neatness</b>	<b>1</b>			
<b>TOTAL</b>	<b>14</b>			

QUESTION 5: ROOFS



VERTICAL SECTION THROUGH THE EAVES

SCALE 1:10

**QUESTION 5**

PART OF THE DRAWING	MARKING CRITERIA	POSSIBLE MARK	REMARKS
Wall, plaster	Correct position	2	
	Hatching	3	Wall × 2
	Labelling	2	
Wall plate, rafter, purlin, covering	Correct position	4	
	Hatching	2	
	Labelling	4	
Branding, ceiling board, cornice	Correct position	3	
	Hatching	1	
	Labelling	3	
Gutter	Correct position	1	
	Labelling	2	
	Dimension	2	
	<b>Subtotal</b>	<b>29</b>	
	<b>Divide by</b>	<b>2,417</b>	
	<b>Overall correctness</b>	<b>12</b>	
	<b>Line work</b>	<b>5</b>	
	<b>Accuracy</b>	<b>4</b>	
<b>Balanced layout and neatness</b>		<b>2</b>	
	<b>TOTAL</b>	<b>23</b>	

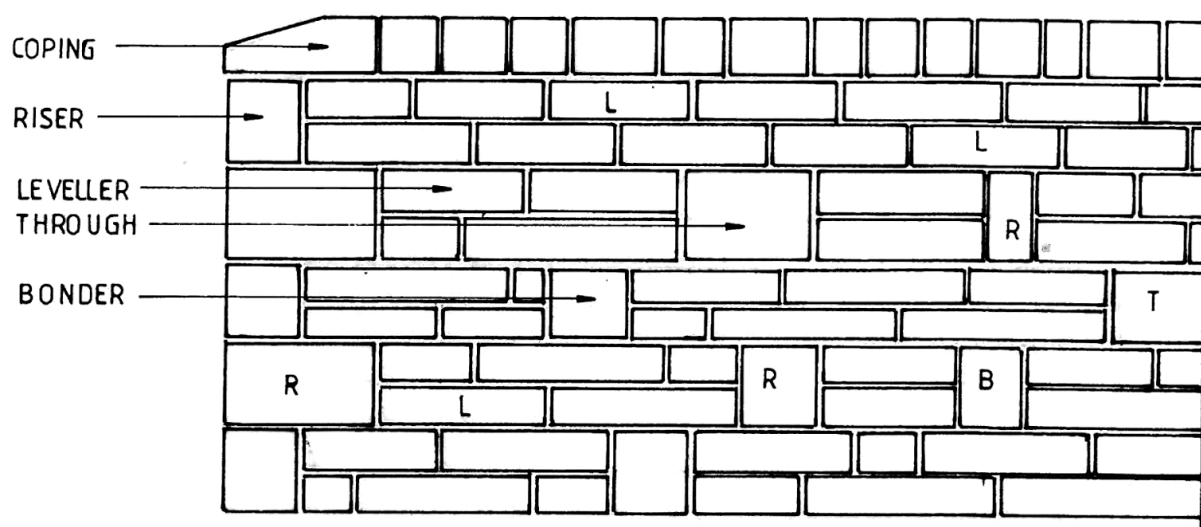
**NOTE:** NO marks should be allocated for any part of the drawing in the incorrect position but marks should be allocated for hatching of that component.

**[23]**

**SUMMARY: QUESTION 5**

<b>MARKING CRITERIA</b>	<b>POSSIBLE</b>	<b>MARKER</b>	<b>INTERNAL MODERATOR</b>	<b>EXTERNAL MODERATOR</b>
Correct position	10			
Hatching	6			
Labelling	11			
Dimensions	2			
<b>Subtotal</b>	<b>29</b>			
<b>Divide by</b>	<b>2,417</b>			
<b>Overall correctness</b>	<b>12</b>			
<b>Line work</b>	<b>5</b>			
<b>Accuracy</b>	<b>4</b>			
<b>Balanced layout and neatness</b>	<b>2</b>			
<b>TOTAL</b>	<b>23</b>			



**QUESTION 6: MASONRY****SQUARED-RUBBLE BUILT TO COURSE**

**QUESTION 6**

<b>PART OF THE DRAWING</b>	<b>MARKING CRITERIA</b>	<b>POSSIBLE MARK</b>	<b>REMARKS</b>
Bonding	Correct	2	
Riser	Correct position	1	
	Labelling	1	Footing only
Binder	Correct position	1	
	Labelling	1	Including bagging
Coping	Correct position	1	
	Labelling	1	
Leveller through	Correct position	1	
	Labelling	1	
	<b>Subtotal</b>	<b>10</b>	
	<b>Divide by</b>	<b>2</b>	
	<b>Overall correctness</b>	<b>5</b>	
	<b>Line work</b>	<b>3</b>	
<b>Balanced layout and neatness</b>		<b>2</b>	
	<b>TOTAL</b>	<b>10</b>	

**NOTE:** NO marks should be allocated for any part of the drawing in the incorrect position but marks should be allocated for hatching of that component.

**[10]****TOTAL: 100**

**SUMMARY: QUESTION 6**

<b>MARKING CRITERIA</b>	<b>POSSIBLE</b>	<b>MARKER</b>	<b>INTERNAL MODERATOR</b>	<b>EXTERNAL MODERATOR</b>
Correct bonding	2			
Correct position	4			
Labelling	4			
<b>Subtotal</b>	<b>10</b>			
<b>Divide by</b>	<b>2</b>			
<b>Overall correctness</b>	<b>5</b>			
<b>Line work</b>	<b>3</b>			
<b>Balanced layout and neatness</b>	<b>2</b>			
<b>TOTAL</b>	<b>10</b>			